


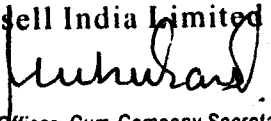
## Introductory sub-table I)(a)

Name of the Company : Rossell India Limited			
Scrip Code : BSE : 533168 CSE: 17341 NSE: ROSSELLIND			
Name of the scrip :			
Class of security : EQUITY			
Quarter ended : 30.06.2014			
<b>Partly paid-up shares:-</b>			
	<b>No. of partly paid-up shares</b>	<b>As a % of total no. of partly paid-up shares</b>	<b>As a % of total no. of shares of the company</b>
Held by promoter/promoter group	0	0.00	0.00
Held by public	0	0.00	0.00
<b>Total - D</b>	<b>0</b>	<b>0.00</b>	<b>0.00</b>
<b>Outstanding convertible securities: No. of outstanding securities</b>			
		<b>As a % of total no. of outstanding convertible securities</b>	<b>As a % of total no. of shares of the company, assuming full conversion of the convertible securities</b>
Held by promoter/promoter group	0	0.00	0.00
Held by public	0	0.00	0.00
<b>Total - E</b>	<b>0</b>	<b>0.00</b>	<b>0.00</b>
<b>Warrants:-</b>			
	<b>No. of warrants</b>	<b>As a % of total no. of warrants</b>	<b>As a % of total no. of shares of the company, assuming full conversion of warrants</b>
Held by promoter/promoter group	0	0.00	0.00
Held by public	0	0.00	0.00
<b>Total - F</b>	<b>0</b>	<b>0.00</b>	<b>0.00</b>
<b>Total paid-up capital of the company, assuming full conversion of warrants and convertible securities</b>	<b>Rs.73,392,950.00 (36,696,475 shares of Rs.2/- each)</b>		

CB MANAGEMENT SERVICES (P) LTD.

  
 Registrars

For Rossell India Limited

  
 Chief Financial Officer - Cum - Company Secretary

**Statement Showing Shareholding Pattern**

Category code	Category of Shareholder	Number of Shareholders	Table (I)(a)		Total shareholding as a percentage of total number of shares		Shares Pledged or otherwise encumbered	
			Total number of shares	Number of shares held in dematerialized form	As a percentage of (A+B) <sup>1</sup>	As a percentage of (A+B+C)	Number of shares	As a percentage
			(IV)	(V)	(VI)	(VII)	(VIII)	(IX) = (VIII)/(IV)*100
(A)	<b>Shareholding of Promoter and Promoter Group<sup>2</sup></b>						N.A	N.A
1	<b>Indian</b>							
(a)	Individuals/ Hindu Undivided Family	3	3,291,054	3,291,054	8.97	8.97		
(b)	Central Government/ State Government(s)							
(c)	Bodies Corporate	3	24,184,609	24,184,609	65.90	65.90		
(d)	Financial Institutions/ Banks							
(e)	Any Others(Specify)							
(e-i)								
(e-ii)								
	<b>Sub Total(A)(1)</b>	<b>6</b>	<b>27,475,663</b>	<b>27,475,663</b>	<b>74.87</b>	<b>74.87</b>	<b>0</b>	<b>0.00</b>
2	<b>Foreign</b>							
a	Individuals (Non-Residents Individuals/ Foreign Individuals)							
b	Bodies Corporate							
c	Institutions							
d	Qualified Foreign Investor							
e	Any Others(Specify)							
(e-i)								
(e-ii)								
	<b>Sub Total(A)(2)</b>	<b>0</b>	<b>0</b>	<b>0</b>	<b>0.00</b>	<b>0.00</b>	<b>0</b>	<b>0.00</b>
	<b>Total Shareholding of Promoter and Promoter Group (A)= (A)(1)+(A)(2)</b>	<b>6</b>	<b>27,475,663</b>	<b>27,475,663</b>	<b>74.87</b>	<b>74.87</b>	<b>0</b>	<b>0.00</b>
(B)	<b>Public shareholding</b>						N.A	N.A
1	<b>Institutions</b>							
(a)	Mutual Funds/ UTI	2	150,010	150,010	0.41	0.41		
(b)	Financial Institutions/ Banks	3	90,300		0.24	0.24		
(c)	Central Government/ State Government(s)	1	150		0.00	0.00		
(d)	Venture Capital Funds							
(e)	Insurance Companies							
(f)	Foreign Institutional Investors	1	3,500,000	3,500,000	9.54	9.54		
(g)	Qualified Foreign Investor							
(h)	Foreign Venture Capital Investors							
(i-i)	Any Other (specify)							
(i-ii)	OCB							
	<b>Sub-Total (B)(1)</b>	<b>7</b>	<b>3,740,460</b>	<b>3,650,010</b>	<b>10.19</b>	<b>10.19</b>	<b>0</b>	<b>0.00</b>

**CB MANAGEMENT SERVICES (P) LTD.**

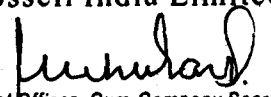
*[Signature]*  
**Registrars**

**For Rossell India Limited**

*[Signature]*  
**Chief Financial Officer - Cum - Company Secretary**

B 2	Non-institutions						N.A	N.A
(a)	Bodies Corporate	155	1,358,856	1,353,901	3.70	3.70		
(b)	Individuals							
I	Individuals -i. Individual shareholders holding nominal share capital up to Rs 1 lakh	6,371	2,111,361	1,580,257	5.75	5.75		
II	ii. Individual shareholders holding nominal share capital in excess of Rs. 1 lakh.	8	1,817,964	1,667,964	4.96	4.96		
(c)	Qualified Foreign Investor							
(d)	Any Other (specify)							
(d-i)	NRI/ OCB	44	56,678	56,528	0.16	0.16		
(d-ii)	Clearing Member	38	17,003	17,003	0.05	0.05		
(d-iii)	Trust				0.00	0.00		
d(iv)	Unclaimed Suspense Account	1	118,490	118,490	0.32	0.32		
	<b>Sub-Total (B)(2)</b>	<b>6,617</b>	<b>5,480,352</b>	<b>4,794,143</b>	<b>14.94</b>	<b>14.94</b>	<b>0</b>	<b>0.00</b>
(B)	<b>Total Public Shareholding (B)= (B)(1)+(B)(2)</b>	<b>6,624</b>	<b>9,220,812</b>	<b>8,444,153</b>	<b>25.13</b>	<b>25.13</b>	<b>0</b>	<b>0.00</b>
	<b>TOTAL (A)+(B)</b>	<b>6,630</b>	<b>36,696,475</b>	<b>35,919,816</b>	<b>100.00</b>	<b>100.00</b>	<b>0</b>	<b>0.00</b>
(C)	<b>Shares held by Custodians and against which Depository Receipts have been issued</b>							
1	Promoter and Promoter Group							
2	Public							
	<b>Sub-Total (C)</b>	<b>0</b>	<b>0</b>	<b>0</b>	<b>0.00</b>	<b>0.00</b>	<b>0</b>	<b>0.00</b>
	<b>GRAND TOTAL (A)+(B)+(C)</b>	<b>6,630</b>	<b>36,696,475</b>	<b>35,919,816</b>	<b>100.00</b>	<b>100.00</b>	<b>0</b>	<b>0.00</b>

For Rossell India Limited

  
Chief Financial Officer - Cum-Company Secretary

CB MANAGEMENT SERVICES (P) LTD.

  
Registrars

(1)(b) Statement showing holding of securities (including shares, warrants, convertible securities) of persons belonging to the category "Promoter and Promoter Group".

Sr. No.	Name of the shareholder	Details of Shares held		Encumbered shares (*)			Details of warrants		Details of convertible securities		Total shares (including underlying shares assuming full conversion of warrants and convertible securities) as a % of diluted share capital
		Number of shares held	As a % of grand total (A)+(B)+(C)	No.	As a percentage	As a % of grand total (A)+(B)+(C) of sub-clause (1)(a)	Number of warrants held	As a % total number of warrants of the same class	Number of convertible securities held	As a % total number of convertible securities of the same class	
(i)	(ii)	(iii)	(iv)	(v)	(vi)=(v)/(iii)*100	(vii)	(viii)	(ix)	(x)	(xi)	(xii)
1	BMG ENTERPRISES LTD.	23,163,795	63.12	0	0.00	0.00	0	0.00	0	0.00	63.12
2	BMG INVESTMENTS PVT LTD	549,769	1.50	0	0.00	0.00	0	0.00	0	0.00	1.50
3	HARVIN ESTATE PVT LTD.	471,045	1.28	0	0.00	0.00	0	0.00	0	0.00	1.28
4	HARSH MOHAN GUPTA	1,853,785	5.05	0	0.00	0.00	0	0.00	0	0.00	5.05
5	RISHAB MOHAN GUPTA	743,599	2.03	0	0.00	0.00	0	0.00	0	0.00	2.03
6	VINITA GUPTA	693,670	1.89	0	0.00	0.00	0	0.00	0	0.00	1.89
<b>TOTAL</b>		<b>27,475,663</b>	<b>74.87</b>	<b>0</b>	<b>0.00</b>	<b>0.00</b>	<b>0</b>	<b>0.00</b>	<b>0</b>	<b>0.00</b>	<b>74.87</b>
	Note : (*) - More than one folio clubbed										

(\*) The term "encumbrance" has the same meaning as assigned to it in regulation 28(3) of the SAST Regulations, 2011

CB MANAGEMENT SERVICES (P) LTD.

Registrars

For Rossell India Limited

Chief Financial Officer - Cum - Company Secretary

(I)(c)(i) Statement showing holding of securities (including shares, warrants, convertible securities) of persons belonging to the category "Public" and holding more than 1% of the total number of shares

Sr. No.	Name of the shareholder	Number of shares held	Shares as a percentage of total number of shares (i.e., Grand Total (A)+(B)+(C) indicated in Statement at para (I)(a) above)	Details of warrants		Details of convertible securities		Total shares (including underlying shares assuming full conversion of warrants and convertible securities) as a % of diluted share capital
				Number of warrants held	As a % total number of warrants of the same class	Number of convertible securities held	% w.r.t total number of convertible securities of the same class	
1	ELARA INDIA OPPORTUNITIES FUND LIMITED	3,500,000	9.54	0	0.00	0	0.00	9.54
2	ASWINI AGARWAL	1,133,250	3.09	0	0.00	0	0.00	3.09
3	SEWASTUTI FINANCE PVT. LTD.	465,060	1.26	0	0.00	0	0.00	1.26
<b>TOTAL</b>		<b>5,098,310</b>	<b>13.89</b>	<b>0</b>	<b>0.00</b>	<b>0</b>	<b>0.00</b>	<b>13.89</b>
	Note : (*) - More than one folio clubbed							

CB MANAGEMENT SERVICES (P) LTD.

  
Registrar

For Rossell India Limited

  
Chief Financial Officer - Cum - Company Secretary

(I)(c)(ii) Statement showing holding of securities (including shares, warrants, convertible securities) of persons (together with PAC) belonging to the category "Public" and holding more than 5% of the total number of shares of the company

Sr. No.	Name(s) of the shareholder(s) and the Persons Acting in Concert (PAC) with them	Number of shares	Shares as a percentage of total number of shares (i.e., Grand Total (A)+(B)+(C) indicated in Statement at para (I)(a) above)	Details of warrants		Details of convertible securities		Total shares (including underlying shares assuming full conversion of warrants and convertible securities) as a % of diluted share capital
				Number of warrants	As a % total number of warrants of the same class	Number of convertible securities held	% w.r.t total number of convertible securities of the same class	
1	ELARA INDIA OPPORTUNITIES FUND LIMITED	3,500,000	9.54	0	0.00	0	0.00	9.54
<b>TOTAL</b>		<b>3,500,000</b>	<b>9.54</b>	<b>0</b>	<b>0.00</b>	<b>0</b>	<b>0.00</b>	<b>9.54</b>
	Note : (*) - More than one folio clubbed							

CB MANAGEMENT SERVICES (P) LTD.

Registrars

For Rossell India Limited

Chief Financial Officer - Cum - Company Secretary



**(II)(a) Statement showing details of Depository Receipts (DRs)**

Sr. No.	Type of outstanding DR (ADRs, GDRs, SDRs, etc.)	Number of outstanding DRs	Number of shares underlying outstanding DRs	Shares underlying outstanding DRs as a percentage of total number of shares (i.e., Grand Total (A)+(B)+(C) indicated in Statement at para (I)(a) above)
	N.A	N.A		0.00
<b>TOTAL</b>		0	0	0.00

**CB MANAGEMENT SERVICES (P) LTD.**

*[Signature]*  
**Registrars**

**For Rossell India Limited**

*[Signature]*  
**Chief Financial Officer - Cum - Company Secretary**



(II)(b) **Statement showing holding of Depository Receipts (DRs), where underlying shares held by "promoter/promoter group" are in excess of 1% of the total number of shares**

Sr. No.	Name of the DR Holder	Type of outstanding DR (ADRs, GDRs, SDRs, etc.)	Number of shares underlying outstanding DRs	Shares underlying outstanding DRs as a percentage of total number of shares (i.e., Grand Total (A)+(B)+(C) indicated in Statement at para (I)(a) above}
	N.A	N.A		0.00
<b>TOTAL</b>			<b>0</b>	<b>0.00</b>

For Rossell India Limited  
*[Signature]*  
 Chief Financial Officer - Cum - Company Secretary

**CB MANAGEMENT SERVICES (P) LTD.**  
*[Signature]*  
 Registrars