


Introductory sub-table (I)(a)

Name of the Company : Rossell India Limited			
Scrip Code : BSE : 533168 CSE: 17341 NSE: ROSSELLIND			
Pp			
Class of security : EQUITY			
Quarter ended : 31.03.2015			
BSE			
Partly paid-up shares:-	No. of partly paid-up shares	As a % of total no. of partly paid-up shares	As a % of total no. of shares of the company
Held by promoter/promoter group	0	0.00	0.00
Held by public	0	0.00	0.00
Total - D	0	0.00	0.00
Outstanding convertible securities: No. of outstanding securities		As a % of total no. of outstanding convertible securities	As a % of total no. of shares of the company, assuming full conversion of the convertible securities
Held by promoter/promoter group	0	0.00	0.00
Held by public	0	0.00	0.00
Total - E	0	0.00	0.00
Warrants:-	No. of warrants	As a % of total no. of warrants	As a % of total no. of shares of the company, assuming full conversion of warrants
Held by promoter/promoter group	0	0.00	0.00
Held by public	0	0.00	0.00
Total - F	0	0.00	0.00
Total paid-up capital of the company, assuming full conversion of warrants and convertible securities	Rs.73,392,950.00 (36,696,475 shares of Rs.2/- each)		

CB MANAGEMENT SERVICES (P) LTD.

Registrars

For Rossell India Limited

 Chief Financial Officer - Cum - Company Secretary

Statement Showing Shareholding Pattern								
Category code	Category of Shareholder	Number of Shareholders	Table (I)(a)		Quarter Ended : 31.12.2014.			
			Total number of shares	Number of shares held in dematerialized form	Total shareholding as a percentage of total number of shares		Shares Pledged or otherwise encumbered	
					As a percentage of (A+B) ¹	As a percentage of (A+B+C)	Number of shares	As a percentage
Fp	(II)	(III)	(IV)	(V)	(VI)	(VII)	(VIII)	(IX) = (VIII)/(IV)*100
(A)	Shareholding of Promoter and Promoter Group ²						N.A	N.A
1	Indian							
(a)	Individuals/ Hindu Undivided Family	3	3,291,054	3,291,054	8.97	8.97		
(b)	Central Government/ State Government(s)							
(c)	Bodies Corporate	3	24,134,609	24,134,609	65.77	65.77		
(d)	Financial Institutions/ Banks							
(e)	Any Others(Specify)							
(e-i)								
(e-ii)								
	Sub Total(A)(1)	6	27,425,663	27,425,663	74.74	74.74	0	0.00
2	Foreign							
a	Individuals (Non-Residents Individuals/ Foreign Individuals)							
b	Bodies Corporate							
c	Institutions							
d	Qualified Foreign Investor							
e	Any Others(Specify)							
(e-i)								
(e-ii)								
	Sub Total(A)(2)	0	0	0	0.00	0.00	0	0.00
	Total Shareholding of Promoter and Promoter Group (A)= (A)(1)+(A)(2)	6	27,425,663	27,425,663	74.74	74.74	0	0.00
(B)	Public shareholding						N.A	N.A
1	Institutions							
(a)	Mutual Funds/ UTI	2	150,010	150,010	0.41	0.41		
(b)	Financial Institutions/ Banks	3	90,300	0	0.24	0.24		
(c)	Central Government/ State Government(s)	1	150	0	0.00	0.00		
(d)	Venture Capital Funds							
(e)	Insurance Companies							
(f)	Foreign Institutional Investors	1	3,500,000	3,500,000	9.54	9.54		
(g)	Qualified Foreign Investor							
(h)	Foreign Venture Capital Investors							
(i-i)	Any Other (specify)							
(i-ii)	OCB							
	Sub-Total (B)(1)	7	3,740,460	3,650,010	10.19	10.19	0	0.00

CB MANAGEMENT SERVICES (P) LTD.

Registrars

For Rossell India Limited

Chief Financial Officer - Cum - Company Secretary

B 2	Non-institutions						N.A	N.A
(a)	Bodies Corporate	141	1,278,456	1,274,401	3.48	3.48		
(b)	Individuals							
I	Individuals -i. Individual shareholders holding nominal share capital up to Rs 1 lakh	6,568	2,315,266	1,796,324	6.31	6.31		
II	ii. Individual shareholders holding nominal share capital in excess of Rs. 1 lakh.	8	1,742,660	1,592,660	4.75	4.75		
(c)	Qualified Foreign Investor							
(d)	Any Other (specify)							
(d-i)	NRI/ OCB	43	41,599	41,449	0.11	0.11		
(d-ii)	Clearing Member	35	35,261	35,261	0.10	0.10		
d(iii)	Unclaimed Suspense Account	1	117,110	117,110	0.32	0.32		
	Sub-Total (B)(2)	6,796	5,530,352	4,857,205	15.07	15.07	0	0.00
(B)	Total Public Shareholding (B)- (B)(1)+(B)(2)	6,803	9,270,812	8,507,215	25.26	25.26	0	0.00
	TOTAL (A)+(B)	6,809	36,696,475	35,932,878	100.00	100.00	0	0.00
(C)	Shares held by Custodians and against which Depository Receipts have been issued							
1	Promoter and Promoter Group							
2	Public							
	Sub-Total (C)	0	0	0	0.00	0.00	0	0.00
	GRAND TOTAL (A)+(B)+(C)	6,809	36,696,475	35,932,878	100.00	100.00	0	0.00

CS MANAGEMENT SERVICES (P) LTD.

Registrars

For Rossell India Limited

Chief Financial Officer - Cum - Company Secretary

(D)(b) Statement showing holding of securities (including shares, warrants, convertible securities) of persons belonging to the category "Promoter and Promoter Group"

Quarter Ended : 31.12.2014

Sr. No.	Name of the shareholder	Details of Shares held		Encumbered shares (*)			Details of warrants		Details of convertible securities		Total shares (including underlying shares assuming full conversion of warrants and convertible securities) as a % of diluted share capital
		Number of shares held	As a % of grand total (A)+(B)+(C)	No.	As a percentage	As a % of grand total (A)+(B)+(C) of sub-class (D)(s)	Number of warrants held	As a % total number of warrants of the same class	Number of convertible securities held	As a % total number of convertible securities of the same class	
(i)	(ii)	(iii)	(iv)	(v)	(vi)=(v)/(iii)*100	(vii)	(viii)	(ix)	(x)	(xi)	(xii)
1	BMG ENTERPRISES LTD.	23,113,795	62.99	0	0.00	0.00	0	0.00	0	0.00	62.99
2	BMG INVESTMENTS PVT LTD	549,769	1.50	0	0.00	0.00	0	0.00	0	0.00	1.50
3	HARVIN ESTATE PVT LTD.	471,045	1.28	0	0.00	0.00	0	0.00	0	0.00	1.28
4	HARSH MOHAN GUPTA	1,853,785	5.05	0	0.00	0.00	0	0.00	0	0.00	5.05
5	RISHAB MOHAN GUPTA	743,599	2.03	0	0.00	0.00	0	0.00	0	0.00	2.03
6	VINITA GUPTA	693,670	1.89	0	0.00	0.00	0	0.00	0	0.00	1.89
TOTAL		27,425,663	74.74	0	0.00	0.00	0	0.00	0	0.00	74.74
	Note : (*) - More than one folio clubbed										

(*) The term "encumbrance" has the same meaning as assigned to it in regulation 28(3) of the SEBI Regulations, 2011

CB MANAGEMENT SERVICES (P) LTD.

For Rossell India Limited

Chief Financial Officer - Cum-Company Secretary

(I)(c)(i) Statement showing holding of securities (including shares, warrants, convertible securities) of persons belonging to the category "Public" and holding more than 1% of the total number of shares

Quarter Ended : 31.12.2014

Sr. No.	Name of the shareholder	Number of shares held	Shares as a percentage of total number of shares (i.e., Grand Total (A)+(B)+(C) indicated in Statement at para (I)(a) above)	Details of warrants		Details of convertible securities		Total shares (including underlying shares assuming full conversion of warrants and convertible securities) as a % of diluted share capital
				Number of warrants held	As a % total number of warrants of the same class	Number of convertible securities held	% w.r.t total number of convertible securities of the same class	
1	ELARA INDIA OPPORTUNITIES FUND LIMITED	3,500,000	9.54	0	0.00	0	0.00	9.54
2	ASWINI AGARWAL	1,133,250	3.09	0	0.00	0	0.00	3.09
TOTAL		4,633,250	12.63	0	0.00	0	0.00	12.63
Note : (*) - More than one folio clubbed								

CB MANAGEMENT SERVICES (P) LTD.

Registrars

For Rossell India Limited

Chief Financial Officer - Cum - Company Secretary

(1)(c)(ii) Statement showing holding of securities (including shares, warrants, convertible securities) of persons (together with PAC) belonging to the category "Public" and holding more than 5% of the total number of shares of the company

Quarter Ended : 31.12.2014

Sr. No.	Name(s) of the shareholder(s) and the Persons Acting in Concert (PAC) with them	Number of shares	Shares as a percentage of total number of shares (i.e., Grand Total (A)+(B)+(C) indicated in Statement at para (1)(a) above)	Details of warrants		Details of convertible securities		Total shares (including underlying shares assuming full conversion of warrants and convertible securities) as a % of diluted share capital
				Number of warrants	As a % total number of warrants of the same class	Number of convertible securities held	% w.r.t total number of convertible securities of the same class	
1	ELARA INDIA OPPORTUNITIES FUND LIMITED	3,500,000	9.54	0	0.00	0	0.00	9.54
TOTAL		3,500,000	9.54	0	0.00	0	0.00	9.54
	Note : (*) - More than one folio clubbed							

For Rossell India Limited

[Signature]
Chief Financial Officer - Cum-Company Secretary


GB MANAGEMENT SERVICES (P) LTD.


[Signature]
Registrars

(II)(a) Statement showing details of Depository Receipts (DRs)

Quarter Ended : 31.12.2014

Sr. No.	Type of outstanding DR (ADRs, GDRs, SDRs, etc.)	Number of outstanding DRs	Number of shares underlying outstanding DRs	Shares underlying outstanding DRs as a percentage of total number of shares (i.e., Grand Total (A)+(B)+(C) indicated in Statement at para (I)(a) above)
	N.A	N.A		0.00
TOTAL		0	0	0.00

For Rossell India Limited

Chief Financial Officer - Cum - Company Secretary



Credit

(II)(b) Statement showing holding of Depository Receipts (DRs), where underlying shares held by "promoter/promoter group" are in excess of 1% of the total number of shares

Quarter Ended : 31.12.2014


Sr. No.	Name of the DR Holder	Type of outstanding DR (ADRs, GDRs, SDRs, etc.)	Number of shares underlying outstanding DRs	Shares underlying outstanding DRs as a percentage of total number of shares (i.e., Grand Total (A)+(B)+(C) indicated in Statement at para (I)(a) above)
	N.A	N.A		0.00
TOTAL			0	0.00

CD MANAGEMENT SERVICES (P) LTD.



Registrars

For Rossell India Limited



Chief Financial Officer - Cum - Company Secretary