

S. S. KOTHARI & CO.

CHARTERED ACCOUNTANTS

S.S. KOTHARI	B.Com., C.T.A. (LOND), F.C.A.	R.N. BARDHAN	B.Com., F.C.A.
R.K. ROYCHOUDHURY	B.Sc., B.Com., F.C.A.	A. DATTA	B.Com., F.C.A.
T.K. SENGUPTA	B.Com., LL.B., F.C.A.	P.K. BHATTACHARYA	B.Com., F.C.A.
S. CHAKRABORTY	B.Com., F.C.A., D.I.S.A. (I.C.A.I.)		


CENTRE POINT
ROOM NO. 314
21, OLD COURT HOUSE STREET
KOLKATA - 700 001
Phone : 2248-2758/0279 Res : 2289-1398
e-mail : sskotharico@gmail.com

Review Report on the Unaudited Financial Results for the Three Months ended June 30, 2015

To
The Board of Directors
Rossell India Limited
Jindal Towers, Block 'B', 4th Floor,
21/1A/3, Darga Road,
Kolkata - 700 017

Dear Sirs,

1. We have reviewed the Results of **ROSSELL INDIA LIMITED** (the Company) for the Three Months ended 30th June, 2015 which are included in the accompanying statement of Unaudited Financial Results for the three months ended 30th June, 2015 except for the disclosures regarding Public Shareholding and Promoter and Promoter Group Shareholding which have been traced from disclosures made by the Management but have neither been reviewed nor been audited by us. The statement has been prepared by the Company pursuant to Clause 41 of the Listing Agreement with Stock Exchanges in India, a copy of which has been initialed by us for identification purposes. This Statement is the responsibility of the Company's Management and has been approved by the Board of Directors. Our responsibility is to issue a report on these financial statements based on our review.
2. We conducted our review in accordance with the Standard on Review Engagements (SRE) 2410. "Review of interim financial information performed by the independent Auditors of the entity" issued by the institute of Chartered Accountants of India. This Standard requires that we plan and perform the Review to obtain moderate assurance as to whether the Financial Statements are free of material misstatement.
3. A review is limited primarily to inquiries of company personnel and analytical procedures applied to financial data and thus provides less assurance than an audit. We have not performed an audit and accordingly, we do not express an audit opinion.
4. We have only stressed the disclosures regarding public shareholding and promoters and promoter group shareholding in the statement form the disclosures made by the Management and are therefore, not expressing review opinion thereon.
5. Based on our review conducted as above, nothing has come to our attention that causes us to believe that the Statement has not been prepared in all material respects in accordance with applicable accounting standards specified under Section 133 of the Companies Act, 2013 read with Rule 7 of the Companies (Accounts) Rules, 2014 and other recognized Accounting Practices and Policies, and has not disclosed the information required to be disclosed in terms of Clause 41 of the Listing Agreement, including the manner in which it is to be disclosed, or that it contains any material misstatement.



For S. S. Kothari & Co.,
Chartered Accountants
(Registration No. 302034E)

R. K. Roy Chaudhury
Partner
Membership No.008816

Place : Kolkata
Date : 30th July, 2015

ROSSELL INDIA LIMITED

Regd. Office: Jindal Towers, Block 'B', 4th Floor, 21/1A/3, Darga Road, Kolkata-700 017

CIN: L01132WB1994PLC063513

Website: www.rossellindia.com


E-mail: corporate@rosselltea.com

UNAUDITED FINANCIAL RESULTS FOR THE QUARTER ENDED 30TH JUNE 2015

(Rs. in lakhs)

		Three months ended			Year Ended
		30.06.2015	31.03.2015	30.06.2014	31.03.2015
PART I - STATEMENT OF FINANCIAL RESULTS					
1.	Income from Operations				
	a) Sales/ Income from Operations	1,950	2,654	1,398	13,676
	Less: Excise Duty	-	(4)	-	11
	b) Net Sales/ Income from Operations	1,950	2,658	1,398	13,665
	c) Other Operating Income	35	123	47	374
	Total Income from Operation (Net)	1,985	2,781	1,445	14,039
2.	Expenses				
	a) Cost of materials consumed	180	151	154	662
	b) Consumption of Green Leaf (Note 2)	15	-	10	45
	c) Changes in inventories of finished goods, work-in-progress, and Stock-in-trade	(1,330)	1,070	(1,396)	(119)
	d) Employee Benefits Expense	1,987	1,480	1,614	6,451
	e) Consumption of Stores and Spares	303	161	358	1,001
	f) Power and Fuel	247	144	223	1,012
	g) Depreciation and Amortisation Expenses	231	459	161	956
	h) Other expenses	671	787	569	3,005
	Total Expenses	2,304	4,252	1,693	13,013
3.	Profit/ (Loss) from Operations before other Income, Finance Costs and Exceptional Items (1-2)	(319)	(1,471)	(248)	1,026
4.	Other Income	255	86	48	273
5.	Profit/ (Loss) from ordinary activities before Finance Cost and Exceptional Items (3+4)	(64)	(1,385)	(200)	1,299
6.	Finance Costs	116	151	120	558
7.	Exchange Loss on Currency Swap Transactions (Note 3)	18	2	-	166
8.	Profit/ (Loss) from Ordinary Activities after Finance Costs but before Exceptional Items (5-6-7)	(198)	(1,538)	(320)	575
9.	Exceptional Item	-	-	-	-
10.	Profit/ (Loss) from Ordinary Activities before Tax (8+9)	(198)	(1,538)	(320)	575
11.	Tax Expenses				
	- Current Tax	-	(230)	-	170
	- Deferred Tax	-	5	-	5
12.	Net Profit/ (Loss) from Ordinary Activities after Tax (10-11)	(198)	(1,313)	(320)	400
13.	Extraordinary Items (net of tax expense)	-	-	-	-
14.	Net Profit/ (Loss) after Taxes (12-13)	(198)	(1,313)	(320)	400
15.	Paid up Equity Share Capital (Rs.2 per Share)	734	734	734	734
16.	Reserves (excluding Revaluation Reserve)				15,471
17.	Earnings per Shares (Rs.)				
	- Basic	(0.54)	(3.58)	(0.87)	1.09
	- Diluted	(0.54)	(3.58)	(0.87)	1.09

		Three months ended			Year Ended
		30.06.2015	31.03.2015	30.06.2014	31.03.2015
PART II - SELECT INFORMATION FOR THE QUARTER ENDED 30TH JUNE, 2015					
A) PARTICULARS OF SHAREHOLDING					
1.	Public Shareholding				
	Number of Shares	9,270,812	9,270,812	9,220,812	9,270,812
	Percentage of Shareholding	25.26	25.26	25.13	25.26
2.	Promoters and Promoter Group Shareholding				
	a) Pledged / Encumbered				
	Number of Shares	-	-	-	-
	Percentage of Shares (as a % of the total Shareholding of Promoters and Promoter Group)	-	-	-	-
	Percentage of Shares (as a % of the total Share Capital of the Company)	-	-	-	-
	b) Non-encumbered				
	Number of Shares	27,425,663	27,425,663	27,475,663	27,425,663
	Percentage of Shares (as a % of the total Shareholding of Promoters and Promoter Group)	74.74	74.74	74.87	74.74
	Percentage of Shares (as a % of the total Share Capital of the Company)	100.00	100.00	100.00	100.00



Particulars	3 months ended 30.06.2015
B) INVESTOR COMPLAINTS	
Pending at the beginning of the quarter	Nil
Received during the quarter	1
Disposed off during the quarter	1
Remaining unresolved at the end of the quarter	Nil


SEGMENT WISE REVENUE, RESULTS & CAPITAL EMPLOYED

Particulars	Three months ended			Year ended
	30.06.2015	31.03.2015	30.06.2014	31.03.2015
1. Segment Revenue				
A. Cultivation, Manufacture and Sale of Tea	1,188	2,042	901	11,263
B. Aviation Products and services	535	531	341	1,898
C. Hospitality	262	208	203	878
Total	1,985	2,781	1,445	14,039
Less: Inter Segment Revenue	-	-	-	-
Total Revenue from Operations	1,985	2,781	1,445	14,039
2. Segment Results				
A. Cultivation, Manufacture and Sale of Tea	(78)	(1,208)	24	1,929
B. Aviation Products and services	23	37	(78)	76
C. Hospitality	(238)	(309)	(184)	(958)
Total	(293)	(1,480)	(238)	1,047
Less: i. Interest	116	98	120	493
ii. Exchange Loss on Currency Swap Transactions	18	2	-	166
iii. Other un-allocable expenditure net of un-allocable income	(229)	(42)	(38)	(187)
Profit/ (Loss) from Ordinary Activities Before Tax	(198)	(1,538)	(320)	575
3. Capital Employed				
A. Cultivation, Manufacture and Sale of Tea	12,767	12,931	12,107	12,931
B. Aviation Products and services	2,257	2,294	1,945	2,294
C. Hospitality	1,192	1,180	1,002	1,180
D. Unallocated	4,634	4,644	5,856	4,644
Total	20,850	21,049	20,910	21,049

Notes :

- Cultivation and manufacture of Tea being seasonal in nature, the above results are not indicative of the results for the full year.
- Consumption of green leaf represents cost of green leaf purchased from other growers. The value of green leaf harvested from own Tea Estates is not readily ascertainable because of integrated operation from harvesting of green leaf to manufacture and marketing of Black Tea.
- The Exchange Loss on Currency Swap Transactions represents a part of Mark-to-Market Losses on such Transactions provided in these accounts on pro-rata basis to ascertain the fair market value of the financial obligations on the reporting date, based on the period end exchange rate, net of provision made in respect thereof in earlier period.
- As per consistent practice, Deferred Taxation as per Accounting Standard - 22 and Provision for Impairment Loss, if any, as per Accounting Standard - 28 shall be provided/ recognised at year end.
- Figures in respect of Previous year have been regrouped, where ever required to make them comparable with that of Current Year.
- The above results, duly reviewed by the Audit Committee, were approved at the Meeting of the Board of Directors of the Company held on 30th July, 2015. The Statutory Auditors have carried out the Limited Review of these results.

Place : Kolkata
Date : 30th July, 2015



ROSSELL INDIA LTD

Harsh M. Gupta
Harsh M. Gupta
EXECUTIVE CHAIRMAN