

ROSSELL INDIA LIMITED



9th November, 2021

| | | |
|--|--|---|
| The Department of Corporate Services BSE Limited Ground Floor, P.J.Towers Dalal Street, Fort Mumbai - 400 001 Scrip Code : 533168 | National Stock Exchange of India Ltd. Listing Department, Exchange Plaza, Bandra-Kurla Complex Bandra (E), Mumbai - 400 051 Scrip ID : ROSSELLINDIA | The Secretary, Calcutta Stock Exchange Limited 7, Lyons Range, Kolkata - 700 001 Scrip Code: 10028199 |
|--|--|---|

Dear Sirs,

Sub: Outcome of the Board Meeting

Further to our letter dated 22nd October, 2021, we write to advise you that the Board of Directors of the Company at its Meeting held today i.e. **9th November, 2021** at Bangalore has approved the following:

1. the Unaudited Standalone and Consolidated Financial Results for the quarter and half year ended 30th September, 2021 after review of the same by the Audit Committee of the Board; and
2. Voluntary delisting of Equity Shares of the Company from The Calcutta Stock Exchange Limited in accordance with Regulation 5 and 6 of the SEBI (Delisting of Equity Shares) Regulations, 2021.

In terms of Regulation 33 read with Regulation 30 of the SEBI (Listing Obligations and Disclosure Requirements) Regulations, 2015, we enclose the Unaudited Standalone and Consolidated Financial Results for the Quarter and Half Year ended 30th September, 2021 along with the Limited Review Report of the Auditors thereon.

The Meeting commenced at 10:30 A.M. and concluded at 2:45 P.M.

The above is for your record and necessary dissemination.

Yours faithfully,

For ROSSELL INDIA LTD

(N K KHURANA)
DIRECTOR (FINANCE) and
COMPANY SECRETARY
Camp: Bangalore

Encl.: As above

**Review Report on the Unaudited Standalone Financial Results for the
Quarter and Half Year ended 30th September, 2021**

To
The Board of Directors
Rossell India Limited
Jindal Towers, Block 'B', 4th Floor,
21/1A/3, Darga Road,
Kolkata – 700 017

Dear Sirs,

1. We have reviewed the accompanying statement of Unaudited Standalone Financial Results of **ROSSELL INDIA LIMITED** (the Company) for the Quarter and Half Year ended 30th September, 2021 (the "Statement") attached herewith, being submitted by the Company pursuant to the requirements of Regulation 33 of the SEBI (Listing Obligations and Disclosure Requirements) Regulations, 2015 (as amended).
2. The preparation of the Statement in accordance with the recognition and measurement principles laid down in Indian Accounting Standard 34, Interim Financial Reporting (Ind AS 34) prescribed under Section 133 of the Companies Act, 2013 read with Rule 3 of Companies (Indian Accounting Standards) Rules, 2015 is the responsibility of the Company's management and has been approved by the Board of Directors of the Company. Our responsibility is to issue a report on the Statement based on our review.
3. We conducted our review in accordance with the Standard on Review Engagements (SRE) 2410 "Review of interim financial information performed by the independent Auditors of the entity" issued by the Institute of Chartered Accountants of India. This Standard requires that we plan and perform the Review to obtain moderate assurance as to whether the Statement is free of material misstatement. A review is limited primarily to inquiries of company personnel and analytical procedures applied to financial data and thus provides less assurance than an audit. We have not performed an audit and accordingly, we do not express an audit opinion.
4. Based on our review conducted as above, nothing has come to our attention that causes us to believe that the accompanying statement, prepared in accordance with the recognition and measurement principles laid down in the applicable Indian Accounting Standards ('Ind AS') specified under Section 133 of the Companies Act, 2013, read with relevant rules issued thereunder and other recognized accounting practices and policies has not disclosed the information required to be disclosed in terms of Regulation 33 of the SEBI (Listing Obligations and Disclosure Requirements) regulations, 2015, including the manner in which it is to be disclosed, or that it contains any material misstatement.

**For Khandelwal Ray & Co.,
Chartered Accountants
(Registration No.302035E)**



**Pinaki Sarkar
Partner**

**Membership No. 051449
UDIN: 21051449AAAABD8308**

Place : Kolkata
Date : 9th November, 2021

ROSSELL INDIA LIMITED

Regd. Office: Jindal Towers, Block 'B', 4th Floor, 21/1A/3, Darga Road, Kolkata-700 017

CIN: L01132WB1994PLC063513


Website: www.rossellindia.com

E-mail: rossell@rossellindia.com

UNAUDITED STANDALONE FINANCIAL RESULTS FOR THE QUARTER AND HALF YEAR ENDED 30TH SEPTEMBER, 2021

(Rs. in lakhs)

| Sl. No. | Particulars | Standalone | | | | | |
|---------|--|---------------|--------------|---------------|-----------------|---------------|---------------|
| | | Quarter Ended | | | Half year ended | | Year Ended |
| | | 30.09.2021 | 30.06.2021 | 30.09.2020 | 30.09.2021 | 30.09.2020 | 31.03.2021 |
| | | (Unaudited) | (Unaudited) | (Unaudited) | (Unaudited) | (Unaudited) | (Audited) |
| 1. | Revenue from Operations | | | | | | |
| | (a) Gross Revenue from sale of products and services | 9,220 | 6,371 | 9,701 | 15,591 | 15,874 | 31,523 |
| | (b) Other Operating Income | 252 | 149 | 362 | 401 | 558 | 705 |
| | Total Revenue from Operation (a)+(b) | 9,472 | 6,520 | 10,063 | 15,992 | 16,432 | 32,228 |
| 2. | Other Income | 74 | 62 | - | 136 | 32 | 200 |
| 3. | Total Income (1+2) | 9,546 | 6,582 | 10,063 | 16,128 | 16,464 | 32,428 |
| 4. | Expenses | | | | | | |
| | a) Cost of materials consumed | 1,755 | 1,615 | 1,309 | 3,370 | 2,776 | 7,912 |
| | b) Consumption of Green Leaf (Note 2) | 164 | 131 | 238 | 295 | 270 | 412 |
| | c) Changes in inventories of finished goods, work-in-progress and Stock-in-trade | (918) | (1,020) | (1,479) | (1,938) | (2,444) | (52) |
| | d) Employee Benefits Expense | 3,503 | 3,187 | 3,300 | 6,690 | 5,932 | 11,532 |
| | e) Consumption of Stores and Spares | 302 | 294 | 291 | 596 | 594 | 897 |
| | f) Power and Fuel | 360 | 244 | 471 | 604 | 769 | 1,230 |
| | g) Finance Cost | 255 | 279 | 432 | 534 | 916 | 1,644 |
| | h) Depreciation and Amortisation Expenses | 322 | 303 | 335 | 625 | 559 | 1,193 |
| | i) Other expenses | 962 | 956 | 878 | 1,918 | 1,547 | 3,452 |
| | Total Expenses | 6,705 | 5,989 | 5,775 | 12,694 | 10,919 | 28,220 |
| 5. | Profit before Exceptional Items, Extraordinary Items and Tax (3-4) | 2,841 | 593 | 4,288 | 3,434 | 5,545 | 4,208 |
| 6. | Exceptional Items | - | - | (112) | - | (112) | (112) |
| 7. | Profit before Extraordinary Items and Tax (5+6) | 2,841 | 593 | 4,176 | 3,434 | 5,433 | 4,096 |
| 8. | Extraordinary Items (Note 3) | - | 659 | - | 659 | - | - |
| 9. | Profit for the Period before Tax (7+8) | 2,841 | 1,252 | 4,176 | 4,093 | 5,433 | 4,096 |
| 10. | Tax Expenses | | | | | | |
| | '- Current Tax | 326 | 122 | 225 | 448 | 570 | 370 |
| | '- Deferred Tax | - | - | - | - | - | 435 |
| 11. | Profit for the Period (9-10) | 2,515 | 1,130 | 3,951 | 3,645 | 4,863 | 3,291 |




(Rs. in lakhs)

| Sl. No. | Particulars | Standalone | | | | | |
|---------|--|---------------|--------------|--------------|-----------------|--------------|---------------|
| | | Quarter Ended | | | Half year ended | | Year Ended |
| | | 30.09.2021 | 30.06.2021 | 30.09.2020 | 30.09.2021 | 30.09.2020 | 31.03.2021 |
| | | (Unaudited) | (Unaudited) | (Unaudited) | (Unaudited) | (Unaudited) | (Audited) |
| 12. | Other Comprehensive Income | | | | | | |
| | i) (a) Items that will not be reclassified to Profit or Loss | 24 | (34) | (66) | (10) | (131) | (236) |
| | (b) Income Tax relating to Items that will not be reclassified to Profit or Loss | (2) | 3 | (1) | 1 | 14 | 19 |
| | ii) (a) Items that will be reclassified to Profit or Loss | - | - | - | - | - | - |
| | (b) Income Tax relating to items that will be reclassified to Profit or Loss | - | - | - | - | - | - |
| 13. | Total Comprehensive Income (11+12) | 2,537 | 1,099 | 3,884 | 3,636 | 4,746 | 3,074 |
| 14. | Paid up Equity Share Capital (Ordinary Share of Rs.2 each) | 734 | 734 | 734 | 734 | 734 | 734 |
| 15. | Reserves (excluding Revaluation Reserve) | | | | | | 20,861 |
| 16. | Earnings per Shares (Rs.) | | | | | | |
| | - Basic | 6.85 | 3.08 | 10.77 | 9.93 | 13.25 | 8.97 |
| | - Diluted | 6.85 | 3.08 | 10.77 | 9.93 | 13.25 | 8.97 |



UNAUDITED SEGMENT WISE REVENUE, RESULTS & CAPITAL EMPLOYED


| Sl. No. | Particulars | Standalone | | | | | |
|---------|---|---------------------------|---------------------------|---------------------------|---------------------------|---------------------------|-------------------------|
| | | Quarter Ended | | | Half year ended | | Year Ended |
| | | 30.09.2021 (Unaudited) | 30.06.2021 (Unaudited) | 30.09.2020 (Unaudited) | 30.09.2021 (Unaudited) | 30.09.2020 (Unaudited) | 31.03.2021 (Audited) |
| 1. | Segment Revenue | | | | | | |
| | A. Cultivation, Manufacture and Sale of Tea | 5,950 | 1,929 | 6,245 | 7,879 | 7,719 | 15,733 |
| | B. Aviation Products and services | 3,522 | 4,591 | 3,818 | 8,113 | 8,713 | 16,495 |
| | Total | 9,472 | 6,520 | 10,063 | 15,992 | 16,432 | 32,228 |
| | Less: Inter Segment Revenue | - | - | - | - | - | - |
| | Total Revenue from Operations | 9,472 | 6,520 | 10,063 | 15,992 | 16,432 | 32,228 |
| 2. | Segment Results | | | | | | |
| | A. Cultivation, Manufacture and Sale of Tea (Note 3) | 2,902 | 260 | 4,224 | 3,162 | 4,713 | 3,635 |
| | B. Aviation Products and services | 250 | 729 | 431 | 979 | 1,724 | 2,284 |
| | Total | 3,152 | 989 | 4,655 | 4,141 | 6,437 | 5,919 |
| | Less: i. Interest | 255 | 279 | 432 | 534 | 916 | 1,644 |
| | ii. Other un-allocable expenditure net of un-allocable income | 56 | 117 | 47 | 173 | 88 | 179 |
| | Profit from Ordinary Activities Before Tax | 2,841 | 593 | 4,176 | 3,434 | 5,433 | 4,096 |
| 3. | Segment Assets | | | | | | |
| | A. Cultivation, Manufacture and Sale of Tea | 18,633 | 17,012 | 21,071 | 18,633 | 21,071 | 16,401 |
| | B. Aviation Products and services | 24,980 | 25,125 | 24,967 | 24,980 | 24,967 | 25,095 |
| | C. Unallocated | 2,028 | 2,122 | 2,576 | 2,028 | 2,576 | 2,116 |
| | Total | 45,641 | 44,259 | 48,614 | 45,641 | 48,614 | 43,612 |
| 4. | Segment Liabilities | | | | | | |
| | A. Cultivation, Manufacture and Sale of Tea | 5,803 | 6,353 | 9,933 | 5,803 | 9,933 | 6,980 |
| | B. Aviation Products and services | 14,001 | 14,582 | 14,535 | 14,001 | 14,535 | 14,499 |
| | C. Unallocated | 716 | 630 | 879 | 716 | 879 | 538 |
| | Total | 20,520 | 21,565 | 25,347 | 20,520 | 25,347 | 22,017 |




STATEMENT OF ASSETS AND LIABILITIES

Rs. in Lakhs

| Particulars | Stand Alone | |
|--|---------------------------|-------------------------|
| | 30.09.2021 (Unaudited) | 31.03.2021 (Audited) |
| I.ASSETS | | |
| (1) Non-current assets | | |
| (a) Property, Plant and Equipment | 22,290 | 23,959 |
| (b) Capital work-in-progress | 1,172 | 1,199 |
| (c) Other Intangible Assets | 233 | 266 |
| (d) Investment in Subsidiary and Associate | - | - |
| (e) Financial Assets | | |
| (i) Non-Current Investments | 1,843 | 1,897 |
| (ii) Loans | 3 | 7 |
| (iii) Other Financial Assets | 651 | 189 |
| (f) Other Non-current Assets | - | 73 |
| (g) Deferred Tax Assets (Net) | - | - |
| Total Non-Current Assets | 26,192 | 27,590 |
| (2) Current assets | | |
| (a) Inventories | 13,606 | 11,093 |
| (b) Biological Assets other than bearer plants | 156 | 73 |
| (c) Financial Assets | | |
| (i) Trade Receivables | 3,345 | 2,928 |
| (ii) Cash and Cash Equivalents | 256 | 124 |
| (iii) Other Bank Balances | 8 | 8 |
| (iv) Loans | 10 | 11 |
| (v) Other Financial Assets | 5 | 6 |
| (d) Current Tax Assets (Net) | - | - |
| (e) Other Current Assets | 2,063 | 1,779 |
| Total Current Assets | 19,449 | 16,022 |
| TOTAL ASSETS | 45,641 | 43,612 |



| II. EQUITY AND LIABILITIES | | |
|---|---------------|---------------|
| (1) Equity | | |
| (a) Equity Share Capital | 734 | 734 |
| (b) Other Equity | 24,387 | 20,861 |
| Total Equity | 25,121 | 21,595 |
| (2) Liabilities | | |
| (a) Non-Current Liabilities | | |
| (i) Financial Liabilities | | |
| Borrowings | 2,999 | 3,499 |
| (ii) Deferred Tax Liabilities | 4 | 5 |
| (ii) Other Non-Current Liabilities | 239 | 206 |
| (iii) Other Non-Current Financial Liabilities | - | - |
| (iv) Other Non-Current Provisions | - | - |
| Total Non-Current Liabilities | 3,242 | 3,710 |
| (b) Current Liabilities | | |
| (i) Financial Liabilities | | |
| Borrowings | 12,171 | 13,246 |
| Trade Payables | | |
| Total Outstandings dues of micro and small Enterprises | 35 | 12 |
| Total Outstandings dues of Creditors other than micro and small Enterprises | 1,017 | 1,007 |
| Other Financial Liabilities | 1,090 | 1,647 |
| (ii) Other Current Liabilities | 2,528 | 2,253 |
| (iii) Current Tax Liabilities | 437 | 142 |
| Total Current Liabilities | 17,278 | 18,307 |
| Total Liabilities | 20,520 | 22,017 |
| TOTAL EQUITY AND LIABILITIES | 45,641 | 43,612 |



Notes :

1. These Financial Results of the Company have been prepared in accordance with the Indian Accounting Standards (Ind AS) as notified under Section 133 of the Companies Act, 2013 read with Companies (Indian Accounting Standards) Rules, 2015, as amended.
2. Consumption of green leaf represents cost of green leaf purchased from other growers as well the net difference in value of Opening and Closing stock of Green Leaves.
3. Extraordinary Items represents Profit on Sale of Bokakhat Tea Estate of Rossell Tea Division of the Company on Going Concern Basis. This, not being out of the ordinary activities of Cultivations, Manufacture and Sale of Tea, has not been shown in the Segment Results.
4. Cultivation, Manufacture and Sale of Tea being seasonal in nature, the above results are not indicative of the results for the full year.
5. No adjustment has been made in respect of Deferred Taxation as per Ind AS 12- Income Taxes, as the same would be provided at year end.
6. The Company has also considered the possible effects of COVID 19 on the carrying amounts of property, plant and equipment, intangible assets, inventories including biological assets, trade receivables and other assets using reasonably available internal and external information, estimates and judgement and has concluded that none of the carrying amounts require a material adjustment.
7. The above results, duly reviewed by the Audit Committee at its Meeting held on 8th November, 2021 and were approved at the Meeting of the Board of Directors of the Company held on 9th November, 2021. The Statutory Auditors have carried out the Limited Review of these results.
8. In view of the closure of the Aerotech Services Division as well as sale of Bokakhat Tea Estate of the Company with effect from 1st April, 2021, the figures in respect of the current period are not comparable with that of the previous period. Previous period's figures have been regrouped / rearranged, to the extent necessary, to conform to current period's classifications.

Place : Bangalore
Date : 9th November, 2021



ROSSELL INDIA LIMITED

H M Gupta
Executive Chairman

ROSSELL INDIA LIMITED
Standalone Cash Flow Statement for the half year ended 30th September, 2021

| | Rs. in Lakhs | |
|--|----------------------------|----------------------------|
| | Half Year Ended 30.09.2021 | Half Year Ended 30.09.2020 |
| | (Unaudited) | (Unaudited) |
| A. Cash Flow from Operating Activities | | |
| Profit before Tax | 4,093 | 5,433 |
| - Adjustment for : | | |
| Depreciation and Amortization expense | 625 | 559 |
| Finance Cost | 534 | 865 |
| Net Gain on Foreign Currency Transaction and Translation | (116) | 51 |
| (Profit)/ Loss on Disposal of Property, Plant and Equipment (Net) | - | 3 |
| Profit on Sale of Investment | (15) | - |
| Profit on Sale of Tea Estate | (659) | - |
| Liabilities no more required written back (net) | (3) | - |
| | 366 | 1,478 |
| | 4,459 | 6,911 |
| Items Considered in Investing Activity : | | |
| Interest on Deposits etc. | (1) | (2) |
| | 4,458 | 6,909 |
| Operating Profit before Working Capital Changes | | |
| - Adjustment for : | | |
| Trade Receivables, Loans, Advances and Other Assets | (1,094) | (998) |
| Inventories | (2,513) | (4,118) |
| Trade Payable, Other Liabilities and Provisions | 277 | (330) |
| | (3,330) | (5,446) |
| Cash Generated from Operations | 1,128 | 1,463 |
| Direct Taxes (Net of refund) | (153) | (92) |
| | 975 | 1,371 |
| Cash Flow before Extraordinary Items | 975 | 1,371 |
| Extraordinary Items - Sale of Bokakhat TE (Net of Advance) | 1,469 | - |
| | 2,444 | 1,371 |
| Net Cash Flow from Operating Activities | 2,444 | 1,371 |
| B. Cash Flow from Investing Activities : | | |
| Purchase of Property, Plant and Equipment, Other Intangible Assets including Advances for Capital Assets | (300) | (514) |
| Sale of Property, Plant and Equipment | 19 | 2 |
| Sale Proceeds Received on Sale of Investments | 70 | - |
| Interest Received | 1 | 2 |
| | (210) | (510) |
| Net Cash Flow from Investing Activities | (210) | (510) |
| C. Cash Flow from Financing Activities | | |
| Intercompany Deposits Received | 954 | 71 |
| Intercompany Deposits Refunded | (2,562) | - |
| Proceeds of Working Capital Loan from Bank (Net) | 534 | 415 |
| Repayment of Term Loan From Banks | (500) | (171) |
| Interest Paid | (534) | (865) |
| Gain/ (Loss) on Foreign Currency Translations | 116 | (51) |
| Dividend Paid and Tax thereon | (110) | (73) |
| | (2,102) | (674) |
| Net Cash Flow from Financing Activities | (2,102) | (674) |
| Net Increase/ (Decrease) in Cash and Cash Equivalents (A+B+C) | 132 | 187 |
| Cash and Cash Equivalents at the beginning of the Period | 124 | 250 |
| Cash and Cash Equivalents at the end of the Period | 256 | 437 |

Place : Bangalore
Date : 9th November, 2021



ROSSELL INDIA LIMITED

(Signature)

Harsh M. Gupta
EXECUTIVE CHAIRMAN

**Review Report on the Unaudited Consolidated Financial Results for the
Quarter and Half Year ended 30th September, 2021**

To
The Board of Directors
Rossell India Limited
Jindal Towers, Block 'B', 4th Floor,
21/1A/3, Darga Road,
Kolkata – 700 017

Dear Sirs,

1. We have reviewed the accompanying Statement of Unaudited Consolidated Financial Results of Rossell India Limited ("the Holding Company") and its subsidiary Rossell Techsys Inc., USA (the Holding Company and its subsidiary together referred to as "the Group") for the Quarter and Half Year ended 30th September, 2021, attached herewith, being submitted by the Holding Company pursuant to the requirements of Regulation 33 of the Securities and Exchange Board of India (Listing Obligations and Disclosure Requirements) Regulations, 2015, as amended ("Listing Regulations"). The Unaudited Financial Results of the Subsidiary Company are as certified by the Management of that Company.
2. This Statement, which is the responsibility of the Holding Company's Management and approved by the Holding Company's Board of Directors, has been prepared in accordance with the recognition and measurement principles laid down in Indian Accounting Standard 34, (Ind AS 34) "Interim Financial Reporting" prescribed under Section 133 of the Companies Act, 2013 as amended, read with relevant rules issued thereunder and other accounting principles generally accepted in India. Our responsibility is to express a conclusion on the Statement based on our review.
3. We conducted our review of the financial statements in accordance with the Standard on Review Engagements (SRE) 2410, "Review of Interim Financial Information Performed by the Independent Auditor of the Entity" issued by the Institute of Chartered Accountants of India. This standard requires that we plan and perform the review to obtain moderate assurance as to whether the Statement is free of material misstatement. A review of interim financial information consists of making inquiries, primarily of persons responsible for financial and accounting matters, and applying analytical and other review procedures. A review is substantially less in scope than an audit conducted in accordance with Standards on Auditing and consequently does not enable us to obtain assurance that we would become aware of all significant matters that might be identified in an audit. Accordingly, we do not express an audit opinion.

We also performed procedures in accordance with the Circular No. CIR/CFD/CMD1/44/2019 dated 29th March, 2019 issued by the Securities and Exchange Board of India under Regulation 33(8) of the Listing Regulations, to the extent applicable.
4. The Statement includes the results of the only one Subsidiary, Rossell Techsys Inc., USA.



KHANDELWAL RAY & CO.

CHARTERED ACCOUNTANTS

64/55B, BELGACHIA ROAD,
BELGACHIA,
KOLKATA - 700 037
Phone : 2243-8018
E-mail : khand.ray@hotmail.com

5. Based on our review conducted and procedures performed as stated as paragraph 3 above, nothing has come to our attention that causes us to believe that the accompanying statement, prepared in accordance with the recognition and measurement principles laid down in the Indian Accounting Standards ('Ind AS') specified under Section 133 of the Companies Act, 2013, as amended, read with relevant rules issued thereunder and other accounting principles generally accepted in India, has not disclosed the information required to be disclosed in terms of Listing Regulations, including the manner in which it is to be disclosed, or that it contains any material misstatement.
6. The accompanying Statement includes the unaudited interim financial results and other financial information, which has been furnished to us by the management in respect of subsidiary, whose unaudited interim financial results include total assets of Rs.59.58 Lakhs as at 30th September, 2021, total revenue of Rs.146.16 Lakhs and Rs.268.30 Lakhs, total net profit after tax of Rs.8.58 Lakhs and Rs.13.19 Lakhs, total comprehensive income of Rs.8.58 Lakhs and Rs.13.19 Lakhs for the Quarter ended 30th September, 2021 and the period ended on that date respectively, and net cash inflows of Rs.49.54 Lakhs for the period from 1st April, 2021 to 30th September, 2021, as considered in the Statement. The interim financial results of these entities have been furnished to us by the Management and included in the above statement.

Our conclusion on the Statement in respect of matters stated in paragraph 6 above is not modified with respect to our reliance on financial information results submitted by the management.



Place : Kolkata
Date : 9th November, 2021

**For Khandelwal Ray & Co.,
Chartered Accountants
(Registration No.302035E)**

A handwritten signature in black ink, appearing to read "Pinaki Sarkar".

**Pinaki Sarkar
Partner**

**Membership No. 051449
UDIN: 21051449AAAABC9486**

ROSSELL INDIA LIMITED

Regd. Office: Jindal Towers, Block 'B', 4th Floor, 21/1A/3, Darga Road, Kolkata-700 017

CIN: L01132WB1994PLC063513

Website: www.rossellindia.com

E-mail: rossell@rossellindia.com

UNAUDITED CONSOLIDATED FINANCIAL RESULTS FOR THE QUARTER AND HALF YEAR ENDED 30TH SEPTEMBER, 2021


(Rs. in lakhs)

| Sl. No. | Particulars | Consolidated | | | | | |
|---------|--|---------------|--------------|-------------|-----------------|-------------|---------------|
| | | Quarter Ended | | | Half year ended | | Year Ended |
| | | 30.09.2021 | 30.06.2021 | 30.09.2020 | 30.09.2021 | 30.09.2020 | 31.03.2021 |
| | | (Unaudited) | (Unaudited) | (Unaudited) | (Unaudited) | (Unaudited) | (Audited) |
| 1. | Revenue from Operations | | | | | | |
| | (a) Gross Revenue from sale of products and services | 9,222 | 6,372 | - | 15,594 | - | 31,524 |
| | (b) Other Operating Income | 251 | 149 | - | 400 | - | 705 |
| | Total Revenue from Operation (a)+(b) | 9,473 | 6,521 | - | 15,994 | - | 32,229 |
| 2. | Other Income | 74 | 62 | - | 136 | - | 200 |
| 3. | Total Income (1+2) | 9,547 | 6,583 | - | 16,130 | - | 32,429 |
| 4. | Expenses | | | | | | |
| | a) Cost of materials consumed | 1,755 | 1,615 | - | 3,370 | - | 7,912 |
| | b) Consumption of Green Leaf (Note 2) | 164 | 131 | - | 295 | - | 412 |
| | c) Changes in inventories of finished goods, work-in-progress and Stock-in-trade | (918) | (1,020) | - | (1,938) | - | (52) |
| | d) Employee Benefits Expense | 3,608 | 3,252 | - | 6,860 | - | 11,532 |
| | e) Consumption of Stores and Spares | 302 | 294 | - | 596 | - | 897 |
| | f) Power and Fuel | 360 | 246 | - | 606 | - | 1,230 |
| | g) Finance Cost | 255 | 279 | - | 534 | - | 1,644 |
| | h) Depreciation and Amortisation Expenses | 322 | 303 | - | 625 | - | 1,193 |
| | i) Other expenses | 850 | 885 | - | 1,735 | - | 3,453 |
| | Total Expenses | 6,698 | 5,985 | - | 12,683 | - | 28,221 |
| 5. | Profit/(Loss) before Exceptional Items, Extraordinary Items and Tax (3-4) | 2,849 | 598 | - | 3,447 | - | 4,208 |
| 6. | Exceptional Items | - | - | - | - | - | (112) |
| 7. | Profit/(Loss) before Extraordinary Items and Tax (5+6) | 2,849 | 598 | - | 3,447 | - | 4,096 |
| 8. | Extraordinary Items (Note 3) | - | 659 | - | 659 | - | - |
| 9. | Profit/(Loss) for the Period before Tax (7+8) | 2,849 | 1,257 | - | 4,106 | - | 4,096 |
| 10. | Tax Expenses | | | | | | |
| | '- Current Tax | 326 | 122 | - | 448 | - | 370 |
| | '- Deferred Tax | - | - | - | - | - | 435 |
| 11. | Profit/(Loss) for the Period (9+10) | 2,523 | 1,135 | - | 3,658 | - | 3,291 |



(Rs. in lakhs)


| Sl. No. | Particulars | Consolidated | | | | | |
|---------|--|---------------------------|---------------------------|---------------------------|---------------------------|---------------------------|-------------------------|
| | | Quarter Ended | | | Half year ended | | Year Ended |
| | | 30.09.2021 (Unaudited) | 30.06.2021 (Unaudited) | 30.09.2020 (Unaudited) | 30.09.2021 (Unaudited) | 30.09.2020 (Unaudited) | 31.03.2021 (Audited) |
| 12. | Other Comprehensive Income | | | | | | |
| | i) (a) Items that will not be reclassified to Profit or Loss | 24 | (34) | - | (10) | - | (236) |
| | (b) Income Tax relating to Items that will not be reclassified to Profit or Loss | (2) | 3 | - | 1 | - | 19 |
| | ii) (a) Items that will be reclassified to Profit or Loss | - | - | - | - | - | - |
| | (b) Income Tax relating to items that will be reclassified to Profit or Loss | - | - | - | - | - | - |
| 13. | Total Comprehensive Income (11+12) | 2,545 | 1,104 | - | 3,649 | - | 3,074 |
| 14. | Profit for the Period Attributable to: | | | | | | |
| | Owners of the Parent | 2,523 | 1,135 | - | 3,658 | - | 3,291 |
| | Non Controlling Interests | - | - | - | - | - | - |
| 15. | Other Comprehensive Income for the Period Attributable to: | | | | | | |
| | Owners of the Parent | 22 | (31) | - | (9) | - | (217) |
| | Non Controlling Interests | - | - | - | - | - | - |
| 16. | Total Comprehensive Income for the Period Attributable to: | | | | | | |
| | Owners of the Parent | 2,545 | 1,104 | - | 3,649 | - | 3,074 |
| | Non Controlling Interests | - | - | - | - | - | - |
| 17. | Paid up Equity Share Capital (Ordinary Share of Rs.2 each) | 734 | 734 | - | 734 | - | 734 |
| 18. | Reserves (excluding Revaluation Reserve) | | | | | | 20,861 |
| 19. | Earnings per Shares (Rs.) | | | | | | |
| | - Basic | 6.88 | 3.09 | - | 9.97 | - | 8.97 |
| | - Diluted | 6.88 | 3.09 | - | 9.97 | - | 8.97 |



UNAUDITED SEGMENT WISE REVENUE, RESULTS & CAPITAL EMPLOYED

Rs. in Lakhs

| Sl. No. | Particulars | Consolidated | | | | | |
|---|---------------|---------------|-------------|---------------|-----------------|---------------|------------|
| | | Quarter Ended | | | Half year ended | | Year Ended |
| | | 30.09.2021 | 30.06.2021 | 30.09.2020 | 30.09.2021 | 30.09.2020 | 31.03.2021 |
| | | (Unaudited) | (Unaudited) | (Unaudited) | (Unaudited) | (Unaudited) | (Audited) |
| 1. Segment Revenue | | | | | | | |
| A. Cultivation, Manufacture and Sale of Tea | 5,950 | 1,929 | - | 7,879 | - | 15,733 | |
| B. Aviation Products and services | 3,523 | 4,592 | - | 8,115 | - | 16,496 | |
| Total | 9,473 | 6,521 | - | 15,994 | - | 32,229 | |
| Less: Inter Segment Revenue | - | - | - | - | - | - | |
| Total Revenue from Operations | 9,473 | 6,521 | - | 15,994 | - | 32,229 | |
| 2. Segment Results | | | | | | | |
| A. Cultivation, Manufacture and Sale of Tea | 2,902 | 260 | - | 3,162 | - | 3,635 | |
| B. Aviation Products and services | 258 | 734 | - | 992 | - | 2,284 | |
| Total | 3,160 | 994 | - | 4,154 | - | 5,919 | |
| Less: i. Interest | 255 | 279 | - | 534 | - | 1,644 | |
| ii. Other un-allocable expenditure net of un-allocable income | 56 | 117 | - | 173 | - | 179 | |
| Profit (Loss) from Ordinary Activities Before Tax | 2,849 | 598 | - | 3,447 | - | 4,096 | |
| 3. Segment Assets | | | | | | | |
| A. Cultivation, Manufacture and Sale of Tea | 18,633 | 17,012 | - | 18,633 | - | 16,401 | |
| B. Aviation Products and services | 24,996 | 25,136 | - | 24,996 | - | 25,097 | |
| C. Unallocated | 2,028 | 2,122 | - | 2,028 | - | 2,116 | |
| Total | 45,657 | 44,270 | - | 45,657 | - | 43,614 | |
| 4. Segment Liabilities | | | | | | | |
| A. Cultivation, Manufacture and Sale of Tea | 5,803 | 6,353 | - | 5,803 | - | 6,980 | |
| B. Aviation Products and services | 14,004 | 14,589 | - | 14,004 | - | 14,501 | |
| C. Unallocated | 716 | 630 | - | 716 | - | 538 | |
| Total | 20,523 | 21,572 | - | 20,523 | - | 22,019 | |



STATEMENT OF ASSETS AND LIABILITIES

Rs. in Lakhs

| Particulars | Consolidated | |
|--|---------------|---------------|
| | 30.09.2021 | 31.03.2021 |
| | (Unaudited) | (Audited) |
| I.ASSETS | | |
| (1) Non-current assets | | |
| (a) Property, Plant and Equipment | 22,290 | 23,959 |
| (b) Capital work-in-progress | 1,172 | 1,199 |
| (c) Other Intangible Assets | 233 | 266 |
| (d) Investment in Subsidiary and Associate | - | - |
| (e) Financial Assets | | |
| (i) Non-Current Investments | 1,843 | 1,897 |
| (ii) Loans | 3 | 7 |
| (iii) Other Financial Assets | 658 | 189 |
| (f) Other Non-current Assets | - | 73 |
| (g) Deferred Tax Assets (Net) | - | - |
| Total Non-Current Assets | 26,199 | 27,590 |
| (2) Current assets | | |
| (a) Inventories | 13,606 | 11,093 |
| (b) Biological Assets other than bearer plants | 156 | 73 |
| (c) Financial Assets | | |
| (i) Trade Receivables | 3,346 | 2,928 |
| (ii) Cash and Cash Equivalents | 308 | 126 |
| (iii) Other Bank Balances | 8 | 8 |
| (iv) Loans | 10 | 11 |
| (v) Other Financial Assets | 5 | 6 |
| (d) Current Tax Assets (Net) | - | - |
| (e) Other Current Assets | 2,019 | 1,779 |
| Total Current Assets | 19,458 | 16,024 |
| TOTAL ASSETS | 45,657 | 43,614 |



| II. EQUITY AND LIABILITIES | | |
|---|---------------|---------------|
| (1) Equity | | |
| (a) Equity Share Capital | 734 | 734 |
| (b) Other Equity | 24,400 | 20,861 |
| Attributable to Owners of Parents | 25,134 | 21,595 |
| Non Controlling Interest | - | - |
| Total Equity | 25,134 | 21,595 |
| (2) Liabilities | | |
| (a) Non-Current Liabilities | | |
| (i) Financial Liabilities | | |
| Borrowings | 2,999 | 3,499 |
| (ii) Deferred Tax Liabilities | 4 | 5 |
| (ii) Other Non-Current Liabilities | 239 | 206 |
| (iii) Other Non-Current Financial Liabilities | - | - |
| (iv) Other Non-Current Provisions | - | - |
| Total Non-Current Liabilities | 3,242 | 3,710 |
| (b) Current Liabilities | | |
| (i) Financial Liabilities | | |
| Borrowings | 12,171 | 13,246 |
| Trade Payables | | |
| Total Outstandings dues of micro and small Enterprises | 35 | 12 |
| Total Outstandings dues of Creditors other than micro and small Enterprises | 1,018 | 1,014 |
| Other Financial Liabilities | 1,090 | 1,647 |
| (ii) Other Current Liabilities | 2,530 | 2,248 |
| (iii) Current Tax Liabilities | 437 | 142 |
| Total Current Liabilities | 17,281 | 18,309 |
| Total Liabilities | 20,523 | 22,019 |
| TOTAL EQUITY AND LIABILITIES | 45,657 | 43,614 |



Notes :

1. These Financial Results of the Company have been prepared in accordance with the Indian Accounting Standards (Ind AS) as notified under Section 133 of the Companies Act, 2013 read with Companies (Indian Accounting Standards) Rules, 2015, as amended.
2. Consumption of green leaf represents cost of green leaf purchased from other growers as well the net difference in value of Opening and Closing stock of Green Leaves.
3. Extraordinary Items represents Profit on Sale of Bokakhat Tea Estate of Rossell Tea Division of the Company on Going Concern Basis. This, not being out of the ordinary activities of Cultivations, Manufacture and Sale of Tea, has not been shown in the Segment Results.
4. Cultivation, Manufacture and Sale of Tea being seasonal in nature, the above results are not indicative of the results for the full year.
5. No adjustment has been made in respect of Deferred Taxation as per Ind AS 12- Income Taxes, as the same would be provided at year end.
6. The Company has also considered the possible effects of COVID 19 on the carrying amounts of property, plant and equipment, intangible assets, inventories including biological assets, trade receivables and other assets using reasonably available internal and external information, estimates and judgement and has concluded that none of the carrying amounts require a material adjustment.
7. The above results, duly reviewed by the Audit Committee at its Meeting held on 8th November, 2021 and were approved at the Meeting of the Board of Directors of the Company held on 9th November, 2021. The Statutory Auditors have carried out the Limited Review of these Results.
8. In view of the closure of the Aerotech Services Division as well as sale of Bokakhat Tea Estate of the Company, with effect from 1st April, 2021, the figures in respect of the current period are not comparable with that of the previous period. Previous period's figures have been regrouped / rearranged, to the extent necessary, to conform to current period's classifications.

Place : Bangalore
Date : 9th November, 2021



ROSSELL INDIA LIMITED

A handwritten signature in black ink, appearing to read 'H M Gupta'.

H M Gupta
Executive Chairman

ROSSELL INDIA LIMITED
Consolidated Cash Flow Statement for the half year ended 30th September, 2021

| | Half Year Ended 30.09.2021 (Unaudited) | Half Year Ended 30.09.2020 (Unaudited) | Rs. In Lakhs |
|--|---|---|--------------|
| A. Cash Flow from Operating Activities | | | |
| Profit before Tax | 4,106 | - | |
| - Adjustment for : | | | |
| Depreciation and Amortization expense | 625 | - | |
| Finance Cost | 534 | - | |
| Net Gain on Foreign Currency Transaction and Translation | (116) | - | |
| Profit on Sale of Investment | (15) | - | |
| Profit on Sale of Tea Estate | (659) | - | |
| Liabilities no more required written back (net) | (3) | - | |
| | <u>366</u> | <u>-</u> | |
| | 4,472 | - | |
| Items Considered in Investing Activity : | | | |
| Interest on Deposits etc. | (1) | - | |
| | <u>4,471</u> | <u>-</u> | |
| Operating Profit before Working Capital Changes | | | |
| - Adjustment for : | | | |
| Trade Receivables, Loans, Advances and Other Assets | (1,058) | - | |
| Inventories | (2,513) | - | |
| Trade Payable, Other Liabilities and Provisions | 278 | - | |
| | <u>(3,293)</u> | <u>-</u> | |
| Cash Generated from Operations | 1,178 | - | |
| Direct Taxes (Net of refund) | (153) | - | |
| | <u>1,025</u> | <u>-</u> | |
| Cash Flow before Extraordinary Items | 1,025 | - | |
| Extraordinary Items - Sale of Bokakhat Tea Estate (Net of Advance) | 1,469 | - | |
| | <u>2,494</u> | <u>-</u> | |
| Net Cash Flow from Operating Activities | | | |
| | <u>2,494</u> | <u>-</u> | |
| B. Cash Flow from Investing Activities : | | | |
| Purchase of Property, Plant and Equipment, Other Intangible Assets including Advances for Capital Assets | (300) | - | |
| Sale of Property, Plant and Equipment | 19 | - | |
| Sale Proceeds Received on Sale of Investments | 70 | - | |
| Interest Received | 1 | - | |
| | <u>(210)</u> | <u>-</u> | |
| Net Cash Flow from Investing Activities | | | |
| | <u>(210)</u> | <u>-</u> | |
| C. Cash Flow from Financing Activities | | | |
| Intercompany Deposits Received | 954 | - | |
| Intercompany Deposits Refunded | (2,562) | - | |
| Proceeds of Working Capital Loan from Bank (Net) | 534 | - | |
| Repayment of Term Loan From Banks | (500) | - | |
| Interest Paid | (534) | - | |
| Gain/ (Loss) on Foreign Currency Translations | 116 | - | |
| Dividend Paid and Tax thereon | (110) | - | |
| | <u>(2,102)</u> | <u>-</u> | |
| Net Cash Flow from Financing Activities | | | |
| | <u>(2,102)</u> | <u>-</u> | |
| Net Increase/ (Decrease) in Cash and Cash Equivalents (A+B+C) | 182 | - | |
| Cash and Cash Equivalents at the beginning of the Period | 126 | - | |
| Cash and Cash Equivalents at the end of the Period | 308 | - | |

Place : Bangalore
Date : 9th November, 2021



ROSSELL INDIA LIMITED

(Signature)
Harsh M. Gupta
EXECUTIVE CHAIRMAN